

Finding



is the NorthTec Internet site for flexible and online teaching and learning. This is where your course is located.



is the software that allows you to access the NorthNet online learning materials.

Overview

In order to access the learning materials on the NorthNet site, you need to login to NorthNet. You can do this at NorthTec, and you can do it from home.

Before you start, you need to know:

Your NorthNet **Username**

This will be your NorthTec student number.

Your NorthNet **Password**

For your first login this will normally be your date of birth in this format:

6Jun1986

- That is,
- the day of the month
 - the first three letters of the month, with the first letter a Capital letter
 - the year, all four digits
 - **no spaces**

You also need to know the **Course Category** that your course runs under
the **Course Name** of the course you have enrolled in
the **Enrolment Key** (password) for each of the courses you want to access.
Your tutor will tell you what these are.

You will be able to access only the courses that you are enrolled in.

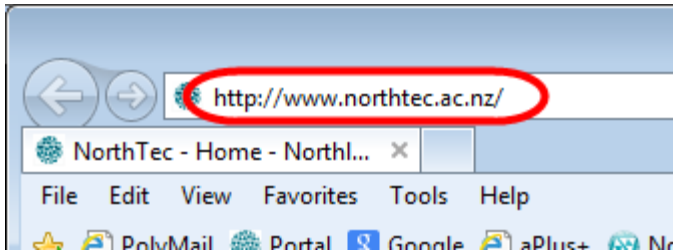
Write *your* course details here:

Username	(your student number)
Password	(your date of birth)
Course Category	(e.g. Business Management)
Course Name	(e.g. 550 - Business Computing 2014 Sem 1)
Enrolment Key	(e.g. strive)

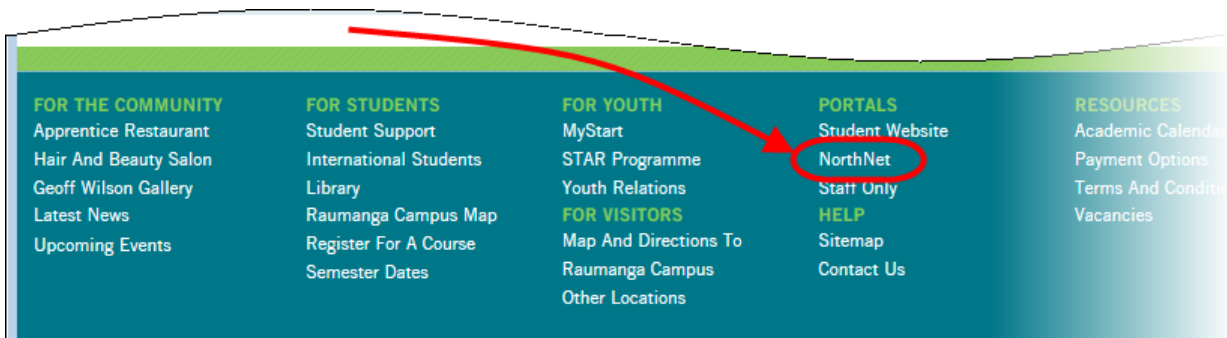
You can access NorthNet from home at <http://northnet.northland.ac.nz>

Let the Adventure Begin

- Start your Browser, and go to the NorthTec Home Page at:

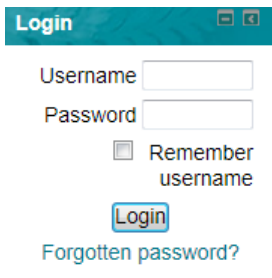


- Click on the [NorthNet](#) hyperlink:

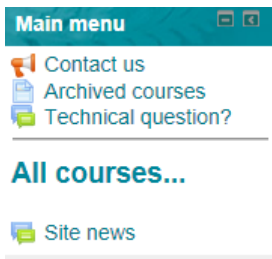


That will bring you to the NorthNet Login screen

- Type in your **Username**, your **Password**, (see page 1 of this document) and click [**Login**]



- Click [All courses...](#)



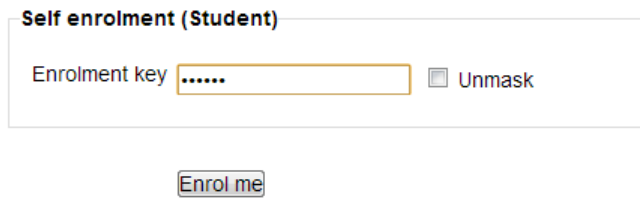
- Choose your **Course Category** from the Course categories list. In this example I have chosen Business Management.



- Choose **your Course** from the list



The first time you login to most courses, the system will ask you to enter the **Enrolment key** for that course.



- Type in the enrolment key, then click [**Enrol me**]
- You should now be able to see the course materials for your course.

New to Moodle?

If this is your first Moodle course, there is an **Introduction to Moodle** course that we recommend you look at, to get yourself familiar with how Moodle works.

On the top bar click **Home > All courses > Student Resources > Introduction to Moodle**

