

A Zoom Webinar is a view-only platform which allows attendees to view a presentation or event without having their camera or audio feeds being turned on. You can still interact with the speakers or presenters through the question and answer feature, for structured questions. There is also a chat feature which allows dialogue in a more relaxed environment. (Note these features are dependent on whether the organizer has setup the webinar like this).

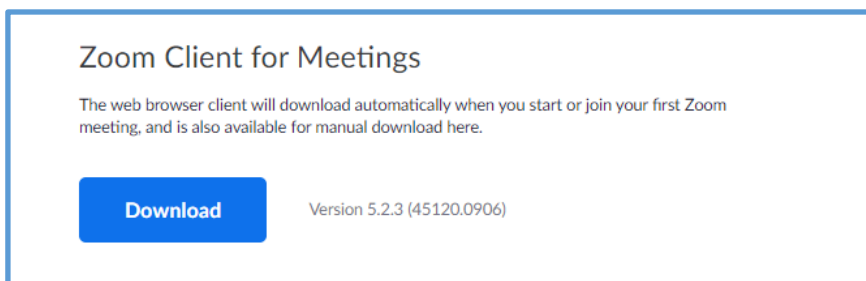
Joining a Webinar as an Attendee:

The best way to attend a Zoom Webinar is through the Zoom Application on the device you are using, whether that is a laptop/computer or mobile/tablet device.

You should make sure you are setup ready to attend the Webinar in advance to make sure it is nice and easy to attend the event on the day.

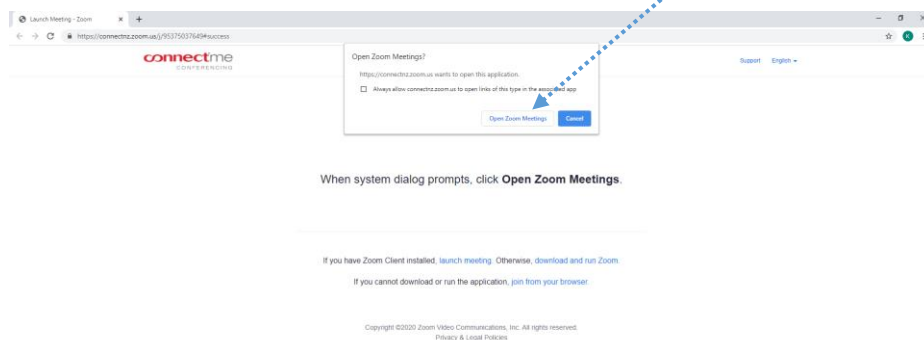
If you are using a laptop/computer, you can download the Zoom Desktop Application through <https://zoom.us/download>.

Choose '**Zoom Client for Meetings**' as per below:



If you are wishing to attend the Webinar using a mobile device or tablet, then you will need to download the Zoom Application through the devices application store, for example App Store (Apple) or Play Store (Android) to name a couple.

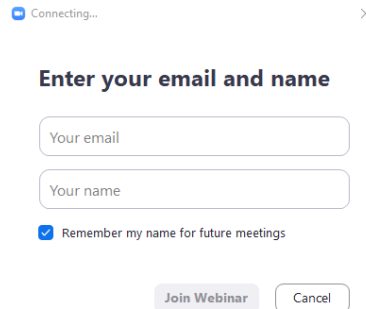
Sign into your Zoom account if you have one, then click on the link to the webinar. You will be promoted with the following screen, asking if you wish to '**Open Zoom Meetings**', click on this.



This will then launch you into the webinar. If it hasn't started to be broadcast or there is a practice session running before the broadcast starts you will get a pop up advising you the webinar hasn't started yet.

If you do not have a Zoom account, don't worry. You are not required to have a Zoom account to join a webinar.

Simply enter your email address and your name you used to register your interest in the webinar.



Connecting... ×

Enter your email and name

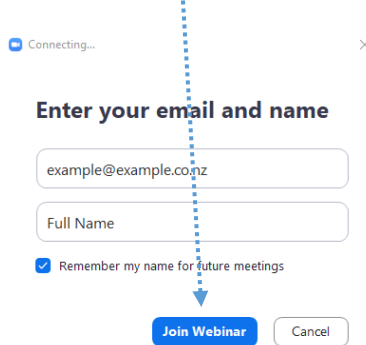
Your email

Your name

Remember my name for future meetings

Join Webinar Cancel

Once you have entered your details the 'Join Webinar' option will be able to be selected as per below.



Connecting... ×

Enter your email and name

example@example.com.nz

Full Name

Remember my name for future meetings

Join Webinar Cancel

This will then launch you into the webinar. If it hasn't started to be broadcast or there is a practice session running before the broadcast starts you will get a pop up advising you the webinar hasn't started yet.